

New York City Department of Health & Mental Hygiene

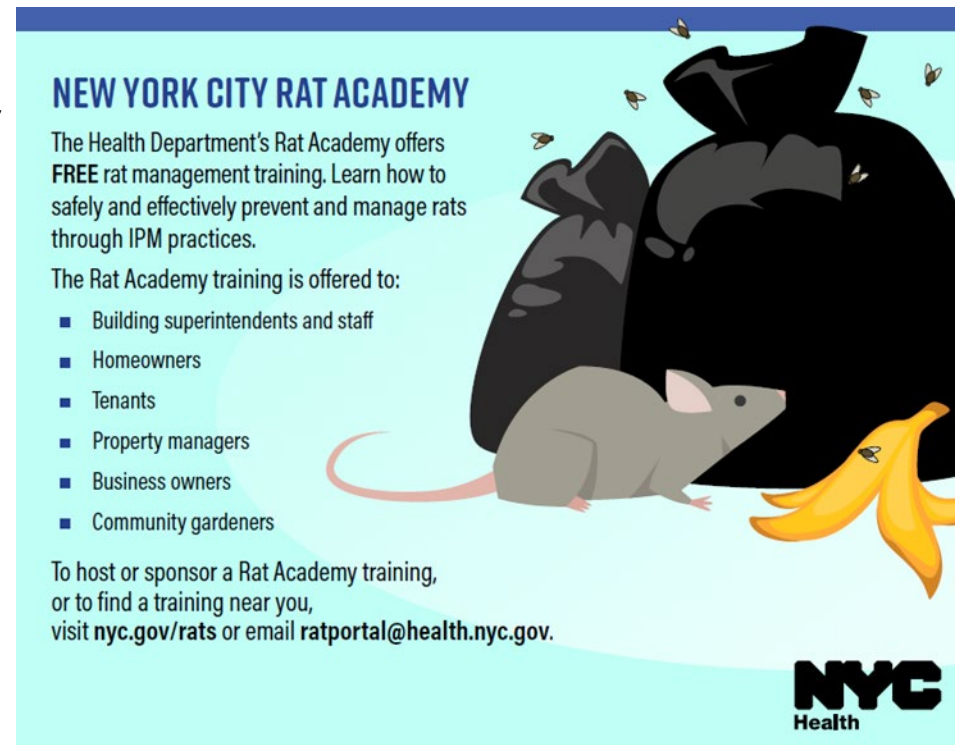
Rat Prevention for BIDs and Commercial Corridors

Caroline Bragdon, Director of Neighborhood Interventions
Pest Control Services



Neighborhood Rat Prevention Strategies

- Reduce rat's access to food waste
 - Waste management
 - Cleaning sidewalks, removing litter
 - Organics recycling
 - More frequent service
- Pest proof public spaces
 - Tree Wells / planters
 - Parks, green streets
 - Hollow Sidewalks / curbs
 - Rat resistant containers
 - Outdoor dining
- Treatment when necessary
 - Working with exterminators
 - Choosing the best treatment methods
 - Frequent follow up and inspection

A promotional graphic for the New York City Rat Academy. It features a light blue background with a dark blue header. On the right side, there is an illustration of a grey rat standing next to a banana peel, with several black trash bags in the background. The text on the left side of the graphic provides information about the training program.

NEW YORK CITY RAT ACADEMY

The Health Department's Rat Academy offers **FREE** rat management training. Learn how to safely and effectively prevent and manage rats through IPM practices.

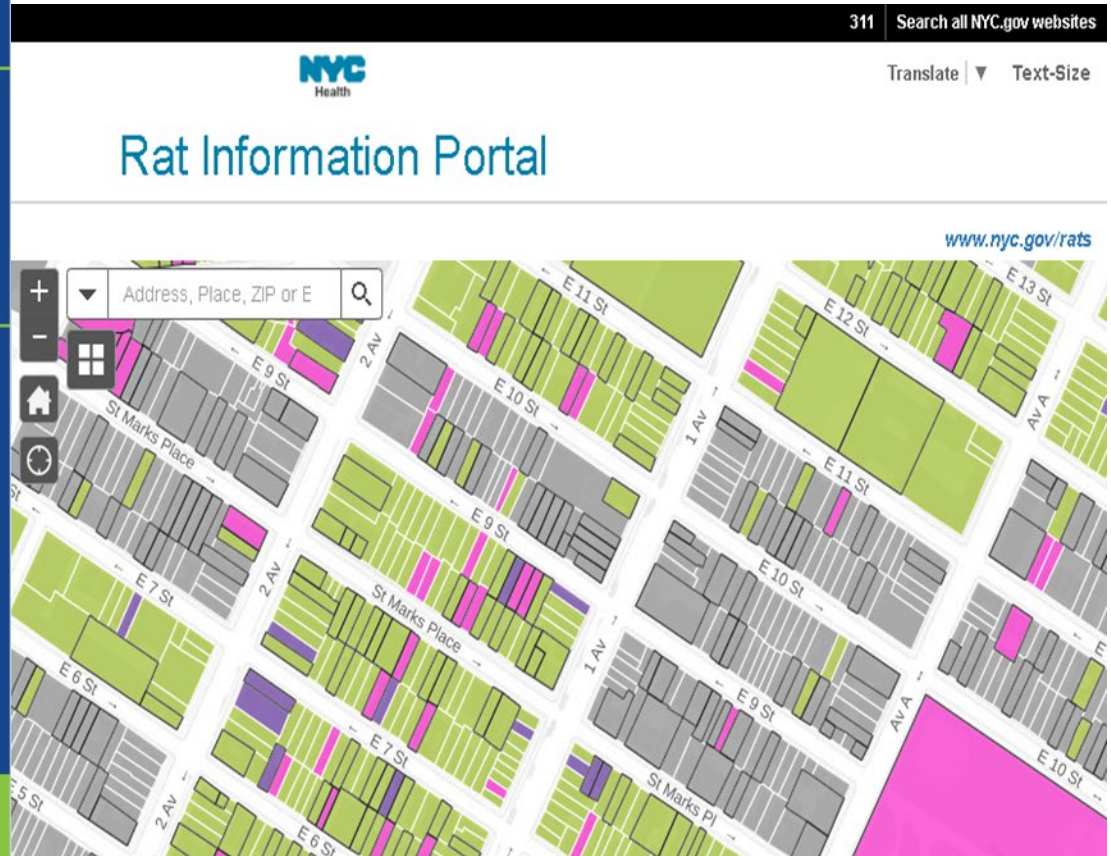
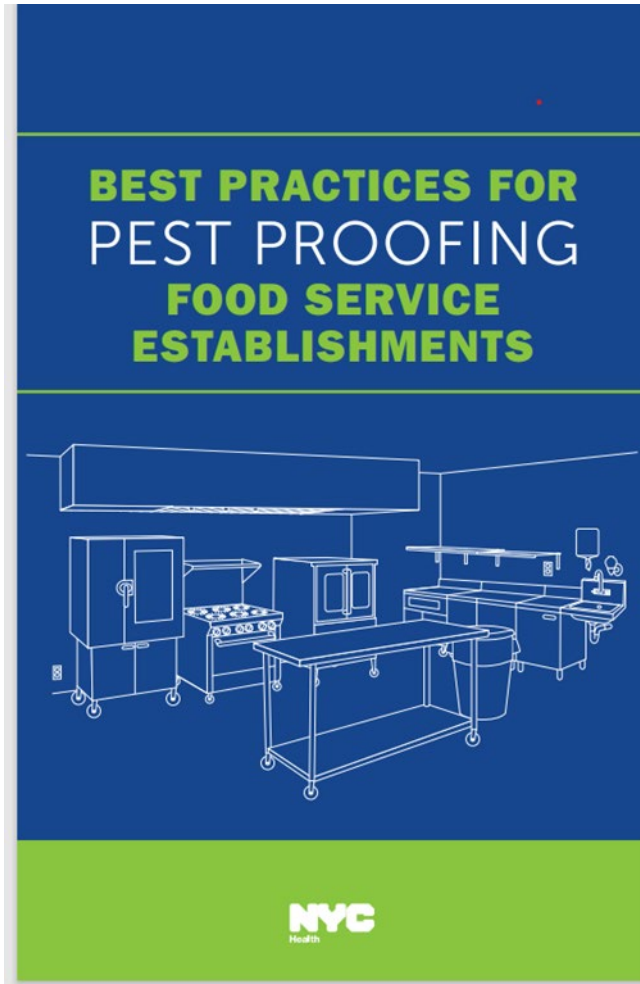
The Rat Academy training is offered to:

- Building superintendents and staff
- Homeowners
- Tenants
- Property managers
- Business owners
- Community gardeners

To host or sponsor a Rat Academy training, or to find a training near you, visit nyc.gov/rats or email ratportal@health.nyc.gov.

NYC
Health

Resources for businesses





Garbage Attracts Rats

Best practices for garbage management:

- Clean sidewalks daily – grease stains attract rats
- Keep garbage in a container with a lid that is tightly closed
- Clean garbage bins / clean garbage areas
- Bleach-soaked rags can be used to neutralize garbage smells
- Don't put garbage out around tree wells or on earthen spaces
- Know garbage service schedules
- Put garbage out on the curb as close to pickup time as possible
- Address improper disposal and illegal dumping

Adopt a Can / Sponsor a can to decrease food availability in public litter basket spaces

Wire



Solid Steel



Big Belly



Rats in green spaces

- Rat's natural habitat is soil
- Rats nest near their food source; so never place garbage on or near trees
- Rats only need one ounce of food a day to survive; food litter and/or dog waste or pigeon food should be cleaned out of green spaces
- Rats seek out harborage; they prefer densely planted areas
- Rats travel along straight lines (curbs)
- Tree stewardship can reduce rat activity
- Caring for trees can help prevent rats
- If you have planters; inspect and clean frequently





Rodent burrows are often found in trees wells that abut dining structures



Best Practices: Dining sheds should not overlap with a tree pit

- Dining structures that overlap a tree pit or other earthen space create ideal living habitats for rats
- Rats will seek to build their nests in any available earthen space that is close to their daily food source
- Rat burrow systems can have between 1 and 12 rats living in them and must be treated by a pest professional weekly
- The presence of dining structures makes it difficult for a pest professional to access the space for treatment
- A restaurant with outdoor dining should extend pest management services to the outdoor areas surrounding their dining area





**Best Practice:
Clean and
treat the
street tree
around dining
structures**



What can a business do to reduce rats?

- Manage Garbage. Have the right number of garbage containers to hold all food waste. Containers should:
 - Not have any holes
 - Have tight fitting lids
 - Be clean and dry
- Bring garbage cans and bags to the curb as close to pickup times as possible. Use heavy duty plastic garbage bags at least 1.9 mills thick.
- Keep rats away from food waste by placing rags soaked with a 10% bleach solution (1 cup bleach to 2 gallons of water) inside the bags.
- Wash the garbage storage area, the curb, grease stains on sidewalks and garbage spills before closing time.
- Clean where you see flies. What attracts flies also attracts rats!
- Fill holes and cracks in the sidewalk and curb with cement. Patch holes in the curb.

Preventing rats in outdoor dining structures



- Take steps to reduce conditions that attract pests:
 - Inspect the outdoor dining space and any planters or earthen spaces daily to make sure they are clean and that no food residue or signs of rodents are present.
 - Wash all outdoor dining areas (including the space underneath a raised platform) and the sidewalks and curbs around your restaurant regularly with soap and water, or a 10 percent bleach solution (1 cup of bleach to 2 gallons of water).
 - Remove any standing water from around your dining structure.
 - Work with your carter to have garbage picked up as close to set out as possible to reduce the time that garbage sits on the curb attracting rats.
 - Clean daily to remove litter and food residues. Keep garbage containerized until pick-up.

Thanks for your time!

Caroline Bragdon:

cbragdon@health.nyc.gov

Contact my team:

ratportal@health.nyc.gov

Please visit our website:

www.nyc.gov/rats

